

# Greater Montréal: So Many Reasons to Invest



# The world's best economic promotion agency at your service





# Content



01

Montréal: A Strong and Growing Metropolis, Strategically Located

02

A World Leader in High Value-Added Sectors

03

A Deep and Growing Pool of Highly Qualified Talent

04

Attractive Operating Costs and Incentives

05

An Exceptional Quality of Life

06

Montréal International's Personalized, Free and Confidential Services

# A strong and growing metropolis, strategically located in North America



## Population

- 4.3 million residents
- 23% of population are foreign-born (34% for the city of Montréal)



## Economy

- Best economic growth in Canada in 2018 and 2019
- Best economic growth forecast for Canada in 2022\*
- \$2.233 billion in foreign direct investment in 2020 supported by Montréal International

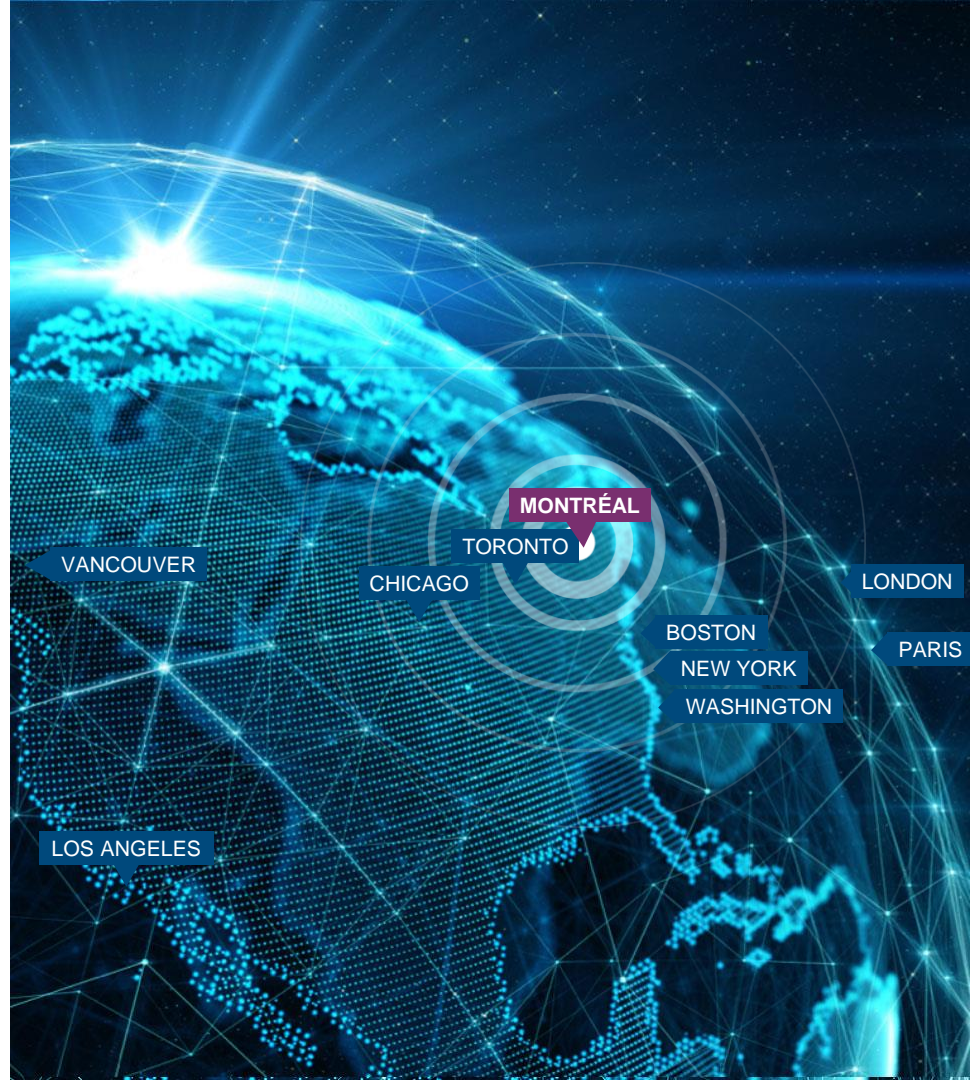


## Location

- 82 municipalities, 1 metropolitan area
- A 90-minute flight to Boston and New York City
- Less than a one-hour drive to the U.S. border

Note: \* Between 2019-2022.

Source: Conference Board of Canada, 2021; Statistics Canada, 2020; Montréal International Analysis.



# A booming economy built on a strong foundation



**Greater Montréal is a champion of economic growth in Canada in 2018 and 2019**



**Québec has a well-balanced budgetary policy**



**A Aa2 credit rating for Québec, with a stable outlook**  
Moody's, 2019



**Home to the *Caisse de dépôt et placement du Québec*, one of the largest institutional fund managers in North America**  
Among the largest pension fund managers worldwide



**Access to a clean (99%), renewable, stable and affordable electricity**  
Lowest rates among the 20 largest metropolitan areas in Canada and the U.S.



**Advantageous and stable incentives**  
Research and development, multimedia production, e-business development, video and film production, and international financial centres, etc.



Montréal's Old Port

# A gateway to 60% of the world's GDP

Thanks to **CUSMA, CETA, CPTPP**  
and 12 other free trade agreements in force\*

Direct access to **1.5 billion consumers**  
and a **combined GDP** of **US\$50 trillion**  
(60% of the world's output of goods and services)

**Only Canada has free trade agreements**  
**with all other G7 countries**

\*Canada-United States-Mexico Agreement (CUSMA), Comprehensive Economic and Trade Agreement (CETA) and Comprehensive and Progressive Agreement for Trans-Pacific Partnership (CPTPP)  
Source: World Trade Organization, 2020; World Bank, 2019; Census Bureau, 2020..

# High-quality transportation infrastructures



- **20.3 million passengers** in 2019
- **Direct flights to more than 150 direct destinations**, including **119 international** (28 in the USA): the **most international** airport in Canada
- Major investments of **\$2.5 billion** planned over five years



- **2<sup>nd</sup> largest port** in Canada and **1<sup>st</sup> container port** in Eastern Canada
- **39 million** metric tonnes of merchandise in transit every year, including 37% containerized cargo
- **Major investments** announced for upcoming years




# A world leader in high value-added sectors



1<sup>st</sup>

city in Canada and a world leader in digital creativity



2<sup>nd</sup>

best place to invest in aerospace in North America



3<sup>rd</sup>

best place to invest in AI in North America



5<sup>th</sup>

largest video game development hubs in the world



6<sup>th</sup>

largest life sciences and health technologies hubs in North America

**Thriving hub in fast growing sectors:** IT, fintech and financial services, electric and smart transportation, cleantech, innovative manufacturing, transportation and logistics, retail and fashion, etc.

## Major companies located in Greater Montréal

Google

CGI

aws

BOMBARDIER

CAE

Pratt & Whitney  
A United Technologies Company

Rolls-Royce

AIRBUS

technicolor

Morgan Stanley

ERICSSON

SAP

f

WB  
GAMES  
MONTREAL

IBM

UBISOFT

gsk  
GlaxoSmithKline

Pfizer

EA

L'ORÉAL  
CANADA

Medtronic

RioTinto  
Alcan

# A world-class hub in artificial intelligence

- **\$3+ billion in AI investments** in Greater Montréal since 2016
- The Canadian government chose Montréal as headquarters for **SCALE AI**, Canada's AI supply chain supercluster
- A community of more than 600 researchers and graduate students at Mila - the world's largest academic research lab in deep learning and reinforcement learning
- Sample of major players located in Greater Montréal:





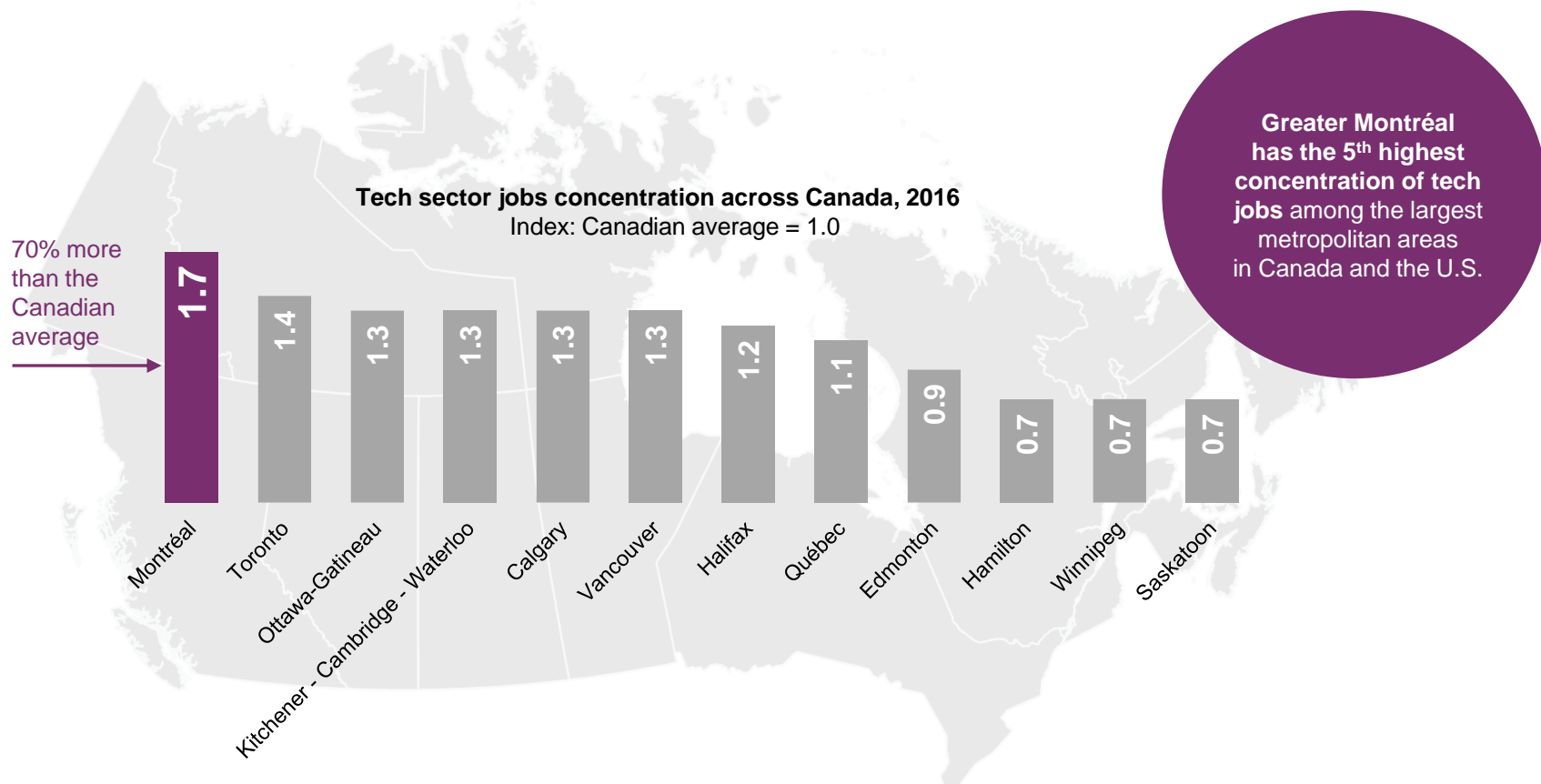
# A booming startup ecosystem

- Canada is the most attractive country in the world for entrepreneurs according to the OECD
- **More than US\$2.7 B in VC** in Montréal between 2018 and 2020
- **Six of Canada's ten most active VCs** in 2020 are based in Greater Montréal
- **30+ incubators/accelerators**
- **45+ coworking spaces**



Source: OECD Indicators of Talent Attractiveness, 2019; "Global Ecosystem Report" 2018; Credo, "Montréal Startup Ecosystem Report", 2016; "Midterm Report" – Smart City, February 2017; Canadian Venture Capital & Private Equity Association, 2018, 2019 and Q3, 2020.

# The highest concentration of tech jobs in Canada



# The best student city in the Americas and Canada's university capital

- **Canada's university capital:** 11 university institutions and 60 colleges
- **320,000 post-secondary students**, including more than **200,000 university students** and **35,500 international university students**
- **1<sup>st</sup> in Canada for university research funding** with \$1.34+ billion yearly



**Best student city in the Americas**  
tied with Boston

QS Best Student Cities Rankings  
2022

1	<b>Montréal</b> tied with Boston
2	Toronto
3	New York
4	Vancouver
5	San Francisco





## Canada's most bilingual and trilingual population



**2.5 million residents speak English,** that's 9% more than in Vancouver



**55% of the population is bilingual** (French and English), compared to 8% in Toronto and 7% in Vancouver

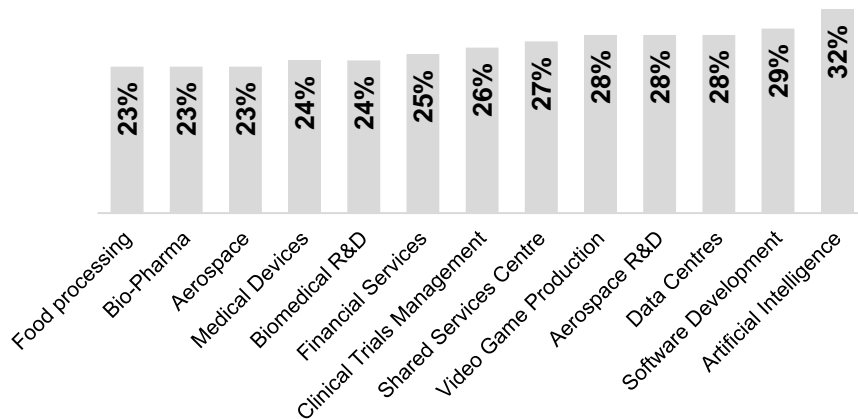


**Almost 20% of the population is fluent in three or more languages,** compared to 4% in Toronto and 3% in Vancouver

# Attractive operating costs

- Overall, running a business costs less in Greater Montréal than in any other major metropolitan area in Canada and the U.S.
- More than a 26% cost advantage on average for high-tech sectors:

Greater Montréal's cost advantage compared to the average of the 20 largest metropolitan areas in Canada and the U.S., 2019

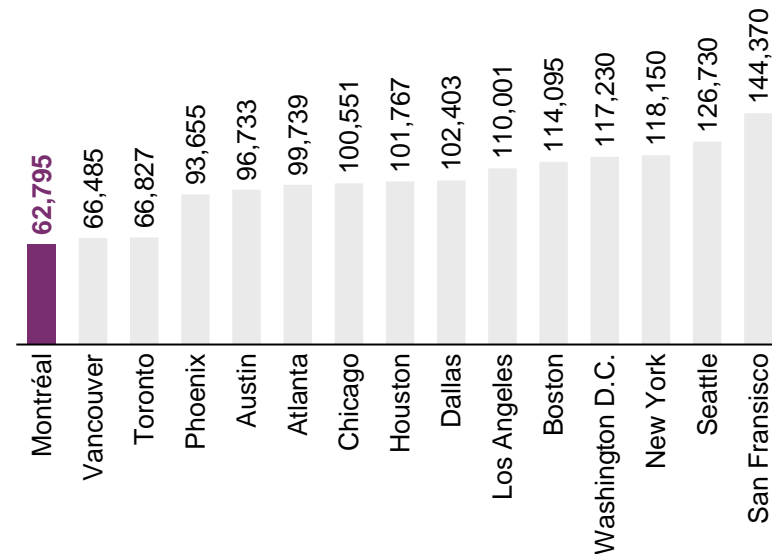




## The most affordable tech salary costs

Greater Montréal has the lowest tech talent wage in Canada and the U.S. with an average of US\$ 62,795:

**Average tech talent yearly wage (in US\$)**  
Selected metropolitan areas in Canada and in the U.S.



# Easy access to highly advantageous incentives

## Major projects and innovations

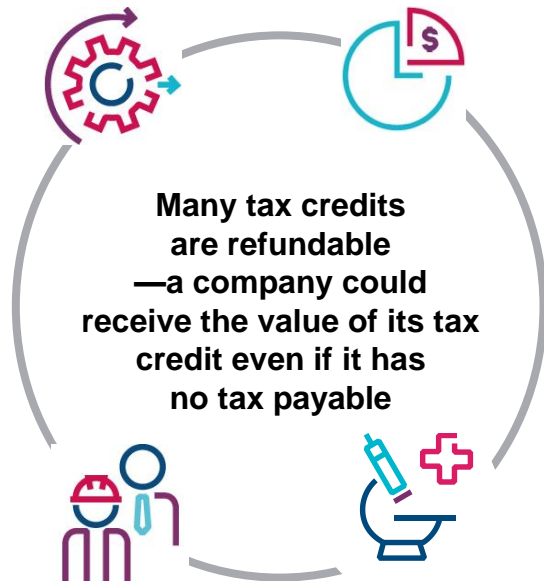
*Grants, interest-free loans and other supports, including:*

- **ESSOR** program
- **Tax holiday** for large investment projects
- **Tax Credit** for Investments and Innovations (C3i)
- **Incentive Deduction** for the Commercialization of Innovations
- Competitive electricity rates of **CA\$3.98/kWh** for large power\*

## Labour development

*Example of incentives:*

- **25% of costs** to implement training programs
- **50% of costs** to create an HR department



## Sector tax credits

*Equivalent to eligible salaries and expenses:*

- **Up to 43%** for film and video production
- **Up to 37.5%** for multimedia production
- **Up to 30%** for e-business development
- **24%** for international financial centres

## Research and development

- **Up to 30%** tax credit on R&D expenses
- **Tax holiday** for foreign researchers and experts
- *And many others, such as:* Prompt, Mitacs, National Research Council Canada

Note:

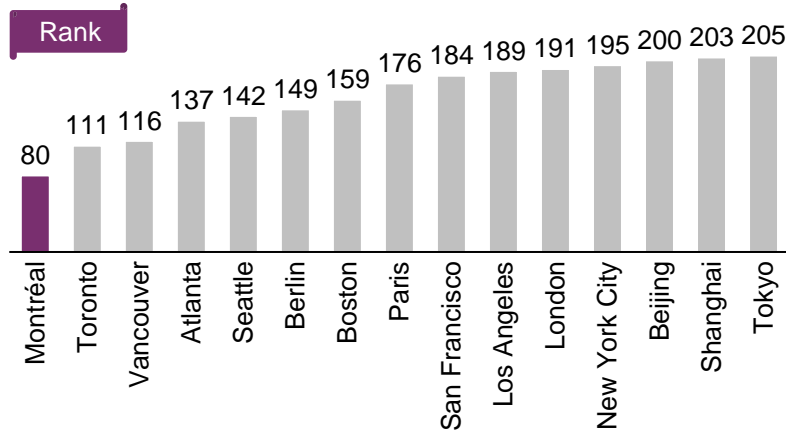
\* Rate LG: large power with minimum billing demand of 5,000 kW, transmission and distribution included, for 120-kV supply with 95% load factor, and including the Economic Development Rate reduction (if eligible).



# A low cost of living

Greater Montréal is **cheaper than almost all other large cities** in North America, Western Europe, China and Japan:

**Mercer Cost of Living Index**  
World rank from least to most expensive\*, 209 cities



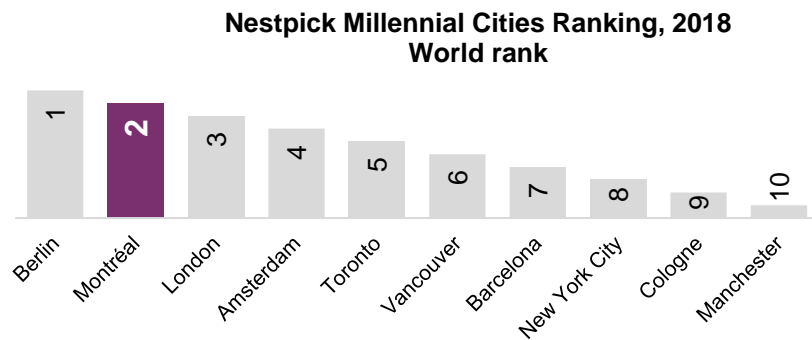
Greater Montréal offers a higher purchasing power thanks to:

- **Cheap housing**
- **Low medical insurance costs**
- **Generous family allowances**
- **Affordable child care**

\* Montréal International's analysis.  
Source: Mercer, "Cost of Living Survey," 2021.

# An exceptional quality of life

- Montréal is the **2<sup>nd</sup> best city in the world** for millennials:



- Lowest homicide rate** among the 20 largest metropolitan areas in Canada and the U.S.
- Universal health care**
- Lowest education tuition fees** in North America
- Vibrant cultural metropolis** with 100+ festivals and 70 museums





Montréal's Olympic Stadium © Parc olympique

# Globally recognized

## **Most reputable city in the Americas**

Reputation Institute, 2018

## **Best city in Canada and 6<sup>th</sup> in the world**

Time Out, 2019

## **Best student city in the Americas**

QS Best Student Cities Rankings, 2019

## **Best city in the Americas for its quality of life**

Knight Frank, City Wellbeing Index, 2020

## **Most affordable major city in Canada and the U.S.**

UBS Prices and Earnings, 2018

## **Best Cycling City in North America**

Coya, Global Bicycle Cities Index, 2019

## **Second most walkable city in Canada**

Walk Score, 2020

## **UNESCO City of Design since 2006**

## **Top host city in North America for international association events**

Union of International Associations (UIA), 2020

“Our commitment to Montréal began with our Montréal office, and it has never been stronger. The opening of our Google Brain centre in Montréal and our \$4.5-million investment [...] to support the Montréal Institute for Learning Algorithms (MILA) are part of that commitment. Montréal’s growing expertise is attracting a lot of international attention.”

– Marie-Josée Lamothe, Former Managing Director, Google Québec

Google

“Greater Montréal offers life sciences companies a very welcoming environment, with a very open spirit of collaboration among universities, research institutions, industry, and governments. I would also like to mention the strategic support provided by Montréal International which, along with its partners, has actively contributed to our company’s growth.”

– Neil Fraser, President, Medtronic of Canada

Medtronic

“Microsoft is excited to engage with faculties, students and the broader tech community in Montréal, which is becoming a global hub for AI research and innovation.”

– Brad Smith, President, Microsoft

Microsoft

“We like to hire really smart problem solvers, and Québec universities are producing the kind of talent we need. Our decision [to locate in Montréal] was based on a market study that looked at the availability of skills in local markets, market size, costs, local incentives, university programs and number of graduates.”

– Alan Vesprini, Managing Director, Morgan Stanley’s Montréal Technology Centre

Morgan Stanley

“Other regions offer one or more of these key success factors, but Greater Montréal stands out because it has succeeded in combining them into a socio-economic model that is closely aligned with our needs.”

– Francis Baillet, Vice-President, Corporate Affairs, Ubisoft Montréal

UBISOFT  
MONTREAL

“We will leverage Montréal’s unique ecosystem of world class talent and creativity to advance the applications of ethical artificial intelligence world-wide.”

– Patrice Caine, Chairman and Chief Executive Officer, Thales

THALES

# Montréal International, a single point of access to a series of personalized, free and confidential services



**Long-term  
strategic support**



**Economic data  
and communication  
services**



**Government  
relations facilitation**



**Incentive programs  
assistance**



**Foreign workers  
immigration  
assistance**



**International  
recruiting solutions**



## Contact us



Montréal  
International

**Montréal International**  
380 Saint-Antoine Street West  
Suite 8000  
Montréal, Québec H2Y 3X7

**t** +1 514-987-8191  
[www.montrealinternational.com](http://www.montrealinternational.com)

This document is the property of Montréal International. You are authorized to reproduce this document, in whole or in part, provided that its content is not modified and that Montréal International is clearly identified as the originator of this material. You shall not, in any circumstances, use the material in a manner that could create a false or misleading impression with respect to the source of the material, including but without limitation, by means of a mark or mention that does not refer to Montréal International.

