



An initiative of



# Greater Montréal, the Ideal Place to Live and Work



# The world's best economic promotion agency at your service





# Content



01

Montréal, a dynamic metropolis open to the world

02

A flourishing economy and a favourable labour market

03

An exceptional quality of life

04

An affordable cost of living



# 01

Montréal, a dynamic  
metropolis open to  
the world



# Canada, a great place to live

**First among the G7 and G20 countries in the Global Peace Index ranking**

*Economist Intelligence Unit, 2018*

**One of the most democratic countries in the world: first among the G7 and G20 countries according to the Democracy Index**

*Economist Intelligence Unit, 2018*

**One of the fairest and safest societies: among the leaders of the G7 countries for security**, whether to live or do business

*IMD World Competitiveness Rankings, 2018*

**First among the G7 countries for equal opportunities between people**

*IMD World Competitiveness Rankings, 2018*

**First among the G7 countries for its living conditions and overall quality of life (*Better Life Index*)**

*OECD, 2017*

**The country with the best reputation among the G7 countries** both for its quality of life and its advanced economy

*Reputation Institute, 2018*

# A strong and growing metropolis, strategically located in North America



## Population

- 4.3 million residents
- 23% of population are foreign-born (34% for the city of Montréal)



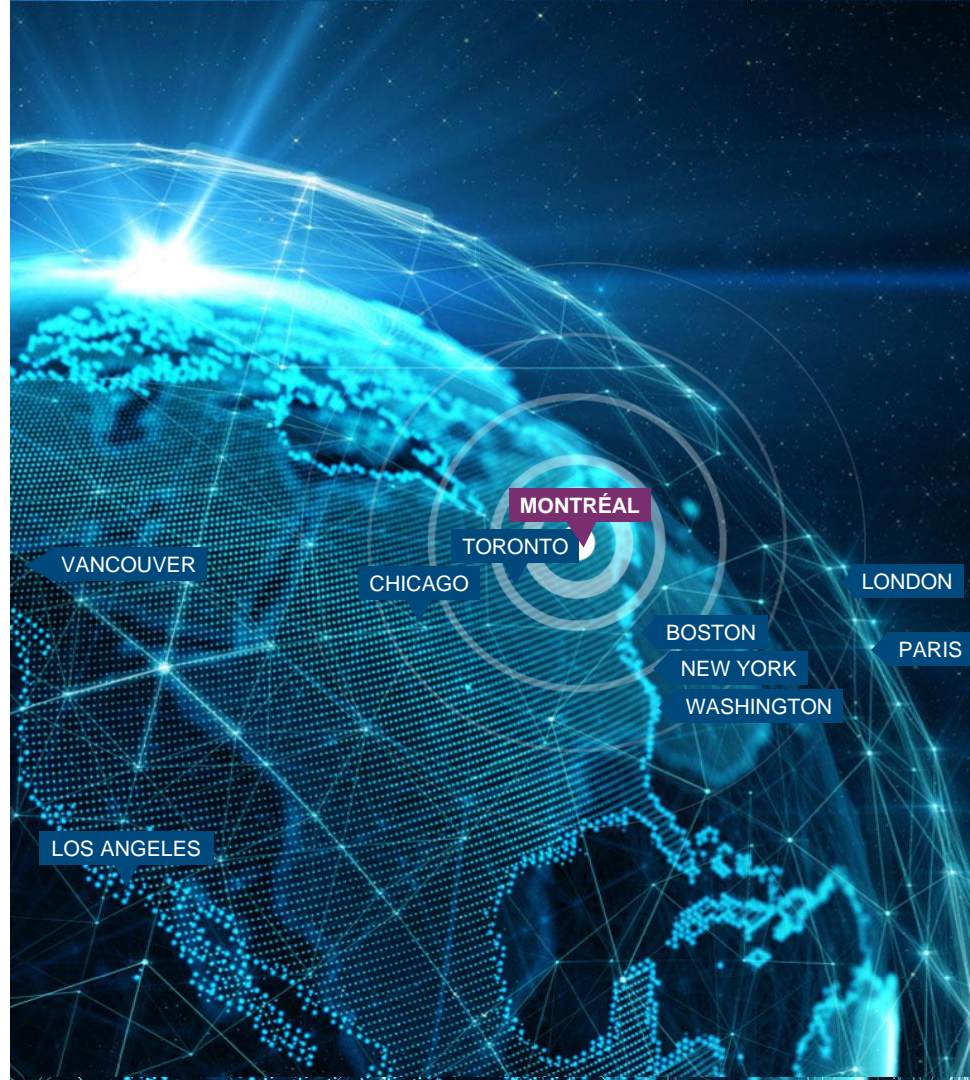
## Economy

- Best economic growth in Canada in 2018 and 2019
- Best economic growth forecast for Canada in 2022\*
- \$2.233 billion in foreign direct investment in 2020 supported by Montréal International



## Location

- 82 municipalities, 1 metropolitan area
- A 90-minute flight to Boston and New York City
- Less than a one-hour drive to the U.S. border



Note: \* Between 2019-2022.

Source: Conference Board of Canada, 2021; Statistics Canada, 2020; Montréal International Analysis.





## High-quality transport infrastructures



**Canada's top airport for the number of international flights:** direct flights to more than 150 destinations, including 120 international destinations



**Among the top ten best public transit systems in the world:** 68 metro stations, 220 bus lines, 6 commuter train lines and a public bike share system



**Best cycling city in North America:** 846 km of bicycle paths + 65 pedestrian streets



**Easy access to taxis and car-sharing vehicles:** More than 4,000 taxi vehicles and several easily accessible car-sharing systems (Communauto, Turo, etc.)

Source: Quality of Living Survey (Infrastructure Ranking), Mercer, 2017; Aéroports de Montréal, 2019; Société de Transport de Montréal, 2019; The 10 cities with the best public transportation, USA Today, 2019; Coya, Global Cities Index, 2019.



# Canada's most bilingual and trilingual population



**2.5 million residents speak English,** that's 9% more than in Vancouver



**55% of the population is bilingual** (French and English), compared to 8% in Toronto and 7% in Vancouver



**Almost 20% of the population is fluent in three or more languages,** compared to 4% in Toronto and 3% in Vancouver



# The best student city in the Americas and Canada's university capital

- **Canada's university capital:** 15 university institutions and 60 colleges
- **320,000 post-secondary students**, including more than **200,000 university students** and **35,500 international university students**
- **1<sup>st</sup> in Canada for university research funding** with \$1.34+ billion yearly



**Best student city in the Americas**  
tied with Boston

QS Best Student Cities Rankings  
2022

1	<b>Montréal</b> tied with Boston
2	Toronto
3	New York
4	Vancouver
5	San Francisco





Montréal's Olympic Stadium © Parc olympique

# Globally recognized

## **Most reputable city in the Americas**

Reputation Institute, 2018

## **Best city in Canada and 6<sup>th</sup> in the world**

Time Out, 2019

## **Best student city in the Americas** tied with Boston

QS Best Student Cities Rankings, 2022

## **Best city in the Americas for its quality of life**

Knight Frank, City Wellbeing Index, 2020

## **Most affordable major city in Canada and the U.S.**

UBS Prices and Earnings, 2018

## **Best Cycling City in North America**

Coya, Global Bicycle Cities Index, 2019

## **Second most walkable city in Canada**

Walk Score, 2020

## **UNESCO City of Design since 2006**

## **Top host city in North America for international association events**

Union of International Associations (UIA), 2020



# 02

## A Flourishing Economy and a Favourable Labour Market






# Fulfilling careers in high-tech sectors



1<sup>st</sup>

city in Canada and a world leader in digital creativity



2<sup>nd</sup>

best place to invest in aerospace in North America



3<sup>rd</sup>

best place to invest in AI in North America



5<sup>th</sup>

largest video game development hubs in the world



6<sup>th</sup>

largest life sciences and health technologies hubs in North America

**Thriving hub in fast growing sectors:** IT, fintech and financial services, electric and smart transportation, cleantech, innovative manufacturing, transportation and logistics, retail and fashion, etc.

## Major companies located in Greater Montréal

Google

CGI

aws

BOMBARDIER

CAE

Pratt & Whitney  
A United Technologies Company

Rolls-Royce

AIRBUS

technicolor

Morgan Stanley

ERICSSON

SAP

f

WB  
GAMES  
MONTREAL

IBM

UBISOFT

gsk  
GlaxoSmithKline

Pfizer

EA

L'ORÉAL  
CANADA

Medtronic

RioTinto  
Alcan



Crew Collectif & Café © Susan Moss

# A booming startup ecosystem

- Canada is the most attractive country in the world for entrepreneurs according to the OECD.
- **US\$2.7 B+ in VC investments** in Montréal between 2018 and 2020
- **Six of the tenth most active VCs** in Canada in 2020 are based in Montréal
- **30+ incubators/accelerators**
- **45+ coworking spaces**




Source: OECD Indicators of Talent Attractiveness, 2019; "Global Ecosystem Report" 2018; Credo, "Montréal Startup Ecosystem Report", 2016; "Midterm Report" – Smart City, February 2017; Canadian Venture Capital & Private Equity Association, 2018, 2019 and Q3, 2020.

# A dynamic labour market

- More than **1.4 million job vacancies in Québec** from 2017 to 2026
- **Canadian city with the strongest economic growth** in 2018 and 2019
- **Best economic growth forecast for Canada in 2022\***
- **3.5% increase in the median wage** from 2018 to 2020

Note: \* Between 2019-2022.

Source: Ministère du Travail, de l'Emploi et de la Solidarité sociale, 2019; Conference Board of Canada, 2021; Institut de la statistique du Québec, 2021.







# Multiple development opportunities

## Opportunities for rapid career advancement

- Significant presence of higher education institutions fostering the **development of professional skills at all ages**
- **Low hierarchical distance:** Canadian society has a low hierarchical distance with a coefficient of 39/100 (compared to 40/100 in the United States or 68/100 in France), which promotes exchange and well-being at work

**Many of Canada's top-ranking employers are based in Montréal, including:**



*And many others!*

Source: Canada's Best Employers, Forbes Magazine, 2019; Hofstede Power Distance Index, 2019.

# Fulfilling working conditions

## Favourable working conditions

- **Average work week of 40 hours**
- Minimum 2 weeks' paid vacation, and often more with many employers
- Minimum 8 paid statutory holidays
- Up to **52 weeks of parental leave**, which can be shared between both parents, plus **18 weeks of maternity leave**

## Balanced professional and personal life

- Business hours from 9am to 5pm on average
- Flexible working hours; teleworking and part-time are all possibilities offered by employers





# Fulfilling working conditions

## An inclusive society

- Parity in the labour market with 48% women
- Québec has the highest employment rate for women aged 20 to 44 in the world
- **The best city in the Americas for LGBT+ equality**
- Policies to attract international talent





# 03

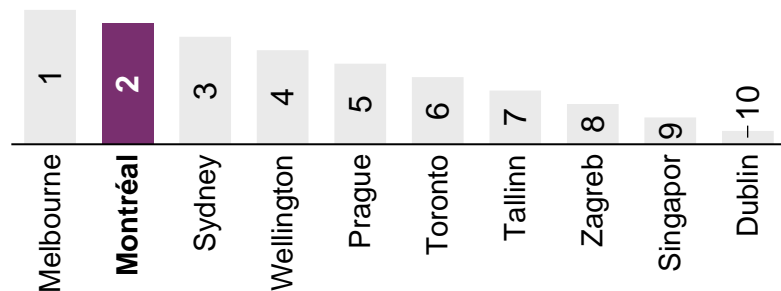
## An Exceptional Quality of Life



# An exceptional quality of life

- Montréal is the **2<sup>nd</sup> best city in the world** for remote workers:

World ranking of the best cities for remote work, WorkMotion, 2021



- Lowest homicide rate** among the 20 largest metropolitan areas in Canada and the U.S.
- Universal healthcare**
- Lowest education tuition fees** in North America
- Vibrant cultural metropolis** with 100+ festivals and 70 museums



# The opportunity to practice activities in all seasons

Average daily temperatures  
in Montréal\*



Note: \*Data from 1981 to 2010 for the average maximum daily temperature at the Montréal-Trudeau Airport weather station.  
Source: City of Montréal, 2019, Environnement Canada; Tourisme Montréal, 2019.



# Montréal in the spring



Visit one of  
Montréal's major  
museums



Have brunch with  
friends in one of  
Montréal's many  
restaurants

Have a meal in the  
sugar shack



See Montréal  
Impact play soccer



# Montréal en été



© Tourisme Montréal - Madore - Daphné CARON

Discover  
Montréal's  
diverse  
architecture



© Tourisme Montréal - Madore - Daphné CARON

Do the rides at  
La Ronde  
amusement  
park



© Alouettes de Montréal

Take part in  
one of the  
many festivals



© Tourisme Montréal

Practice  
water sports  
on the St.  
Lawrence  
River



© La Ronde

See the  
Montréal  
Alouettes play  
football

# Montréal in the fall



Discover  
Montréal's  
craft breweries

Pick some  
apples in  
an orchard



Enjoy hiking in  
the large parks

See the Chinese  
lanterns in  
Montréal's  
Botanical Garden





# Montréal in the winter



© Vieux-Port de Montréal

Hit  
the ski  
slopes



© Toshimi Juan Muniz

Discover  
the Art  
Souterrain  
arts exhibit



© Strøm spa nordique

See the  
Montréal  
Canadiens  
play ice  
hockey

Go  
snowshoeing  
or ice skating



© Bromont, montagne d'expériences

Take part in  
the Igloofest



© Art souterrain, Samuel Boisvert

Dive into a  
Nordic spa

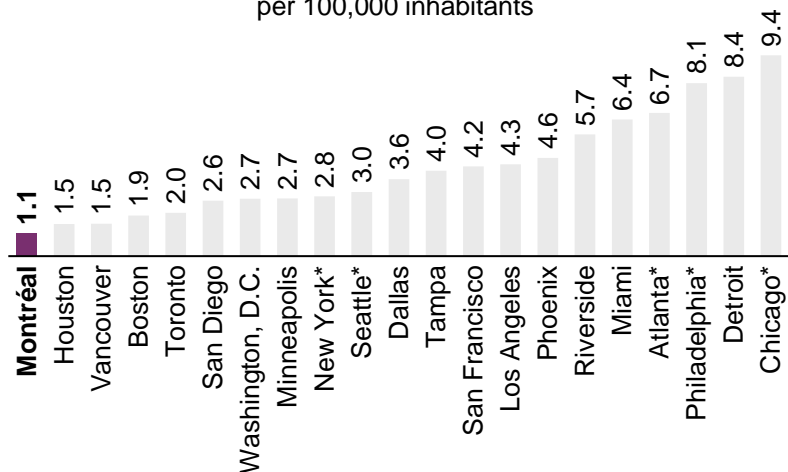


© Club de hockey Canadien inc.

# The safest city in North America


A region where you can walk about with total peace of mind, with lively public places and a city centre that are well-frequented day and night.

**Homicide rates for the 20 largest metropolitan areas in Canada and the U.S. in 2019,**  
per 100,000 inhabitants



\*Data available for 2018.

Source: Federal Bureau of Investigation, 2020; Statistics Canada, 2020.



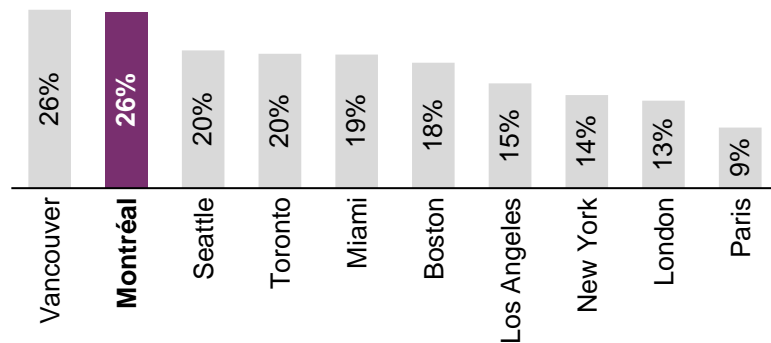
# Montréal: a balance of city life and nature

**Outdoor activities with nearby national parks and ski resorts:** Parc du Mont-Tremblant, Parc de Plaisance, Parc d'Oka, Parc des Îles de Boucherville, etc.

**Montréal is one of the world's most tree-filled cities:**

**19 large urban parks covering nearly 2,000 hectares, and 1,200 neighbourhood parks.**

Share of the green canopy\*, 2019



\* The green canopy corresponds to the extent of tree cover on the ground.  
Source: Ville de Montréal, 2019; Senseable City Lab, 2019; SEPAQ, 2019; Business Insider, "Ranking of cities with the most trees", 2019.





# 04

## An Affordable Cost of Living

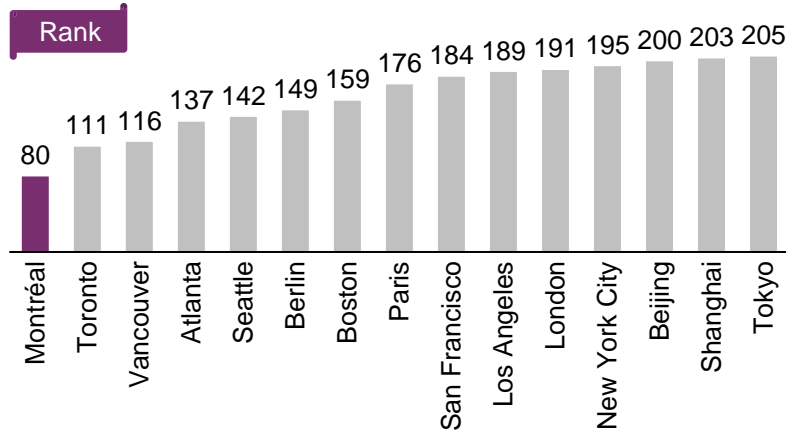




# A low cost of living

Greater Montréal is **cheaper than almost all other large cities** in North America, Western Europe, China and Japan:

**Mercer Cost of Living Index**  
World rank from least to most expensive\*, 209 cities



Greater Montréal offers a higher purchasing power thanks to:

- **Cheap housing**
- **Low medical insurance costs**
- **Generous family allowances**
- **Affordable child care**

\* Montréal International's analysis.  
Source: Mercer, "Cost of Living Survey," 2021.

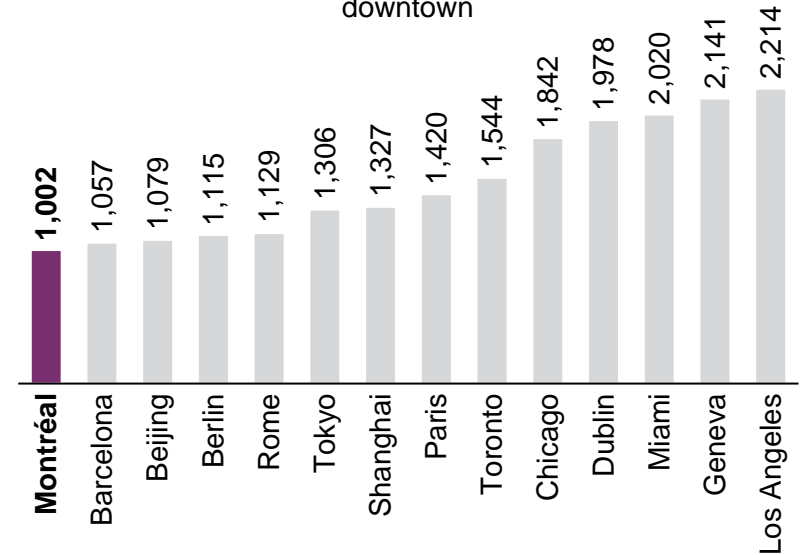




## Most affordable rental market

Montréal has the **lowest rental rates** of any other large metropolitan areas in the world

**Average rental rates comparison (US\$)**  
For an unfurnished 1-bedroom apartment  
downtown

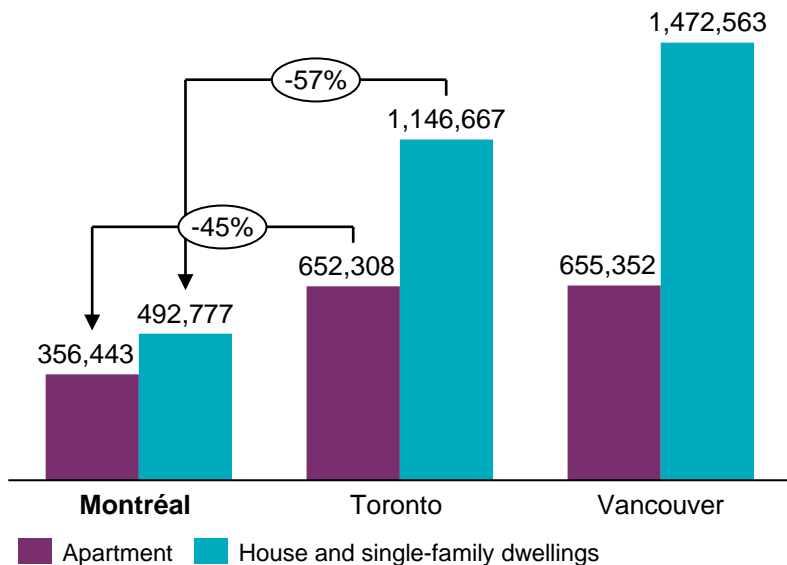




# The most advantageous Canadian metropolis for buying a property

Montréal ranks first among Canada's biggest cities for housing accessibility

Representative purchase price of housing in Canada's major cities (CA\$), 2021



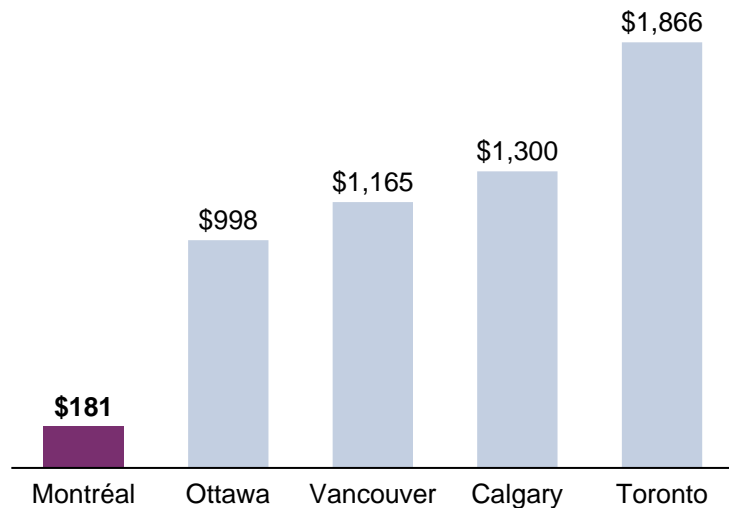
Source: NBF Economy and Strategy (data from Statistics Canada, Teranet-BNC, AIT), 2021.



# Most competitive costs for childcare budget

Greater Montréal (and Québec in general) is the metropolitan area that offers **the lowest monthly childcare costs in Canada\***

Median monthly childcare costs for infants\*\*  
in CA\$, selected Canadian cities, 2020




Note:

\* Comparison of 37 Canadian cities.

\*\* Infants aged 18 months or less.

Source: Centre Canadien de politiques alternatives, 2021.



# Montréal International: a unique access point to free, personalized and confidential services for skilled foreign workers



Linking and promotion of  
vacancies



Immigration advice



Promotion of Greater  
Montréal's assets



Assistance to spouses



# The world's best economic promotion agency at your service

