



I choose
Montréal

An initiative of



Montréal
International

**Greater Montréal,
the metropolis
of choice for living
and working
after your studies**



The world's best economic promotion agency at your service





Content



01

Montréal, a Dynamic
Metropolis Open to
the World

02

A Flourishing Economy
and a Favourable Labour
Market

03

An Exceptional
Quality of Life

04

Post-Graduation Work
Permit and Permanent
Immigration

05

Montréal International – I
choose Montréal: a Single
Point of Access for
International Student

01

Montréal, a Dynamic Metropolis Open to the World



What Canada has to offer

Canada is the best country in the G20 for doing business over 2020-2024

Economist Intelligence Unit (EIU), 2019

Canada is the easiest place to start a business in the G20

World Bank, Doing Business, 2020

Canada has the soundest banking system among G7 countries and ranks 2nd in the world

World Economic Forum, 2019

Most educated workforce in the OECD, with more than half of its population aged 25 to 64 having a tertiary level education

OECD, Education at a Glance, 2019

1st in the Americas to attract and retain highly educated workers

OECD, Indicators of Talent Attractiveness 2019

No.1 country in the world and No.1 in quality of life and social purpose

US News & World Report, Best Countries Rankings 2021

A strong and growing metropolis, strategically located in North America



Population

- 4.3 million residents
- 23% of population are foreign-born (34% for the city of Montréal)



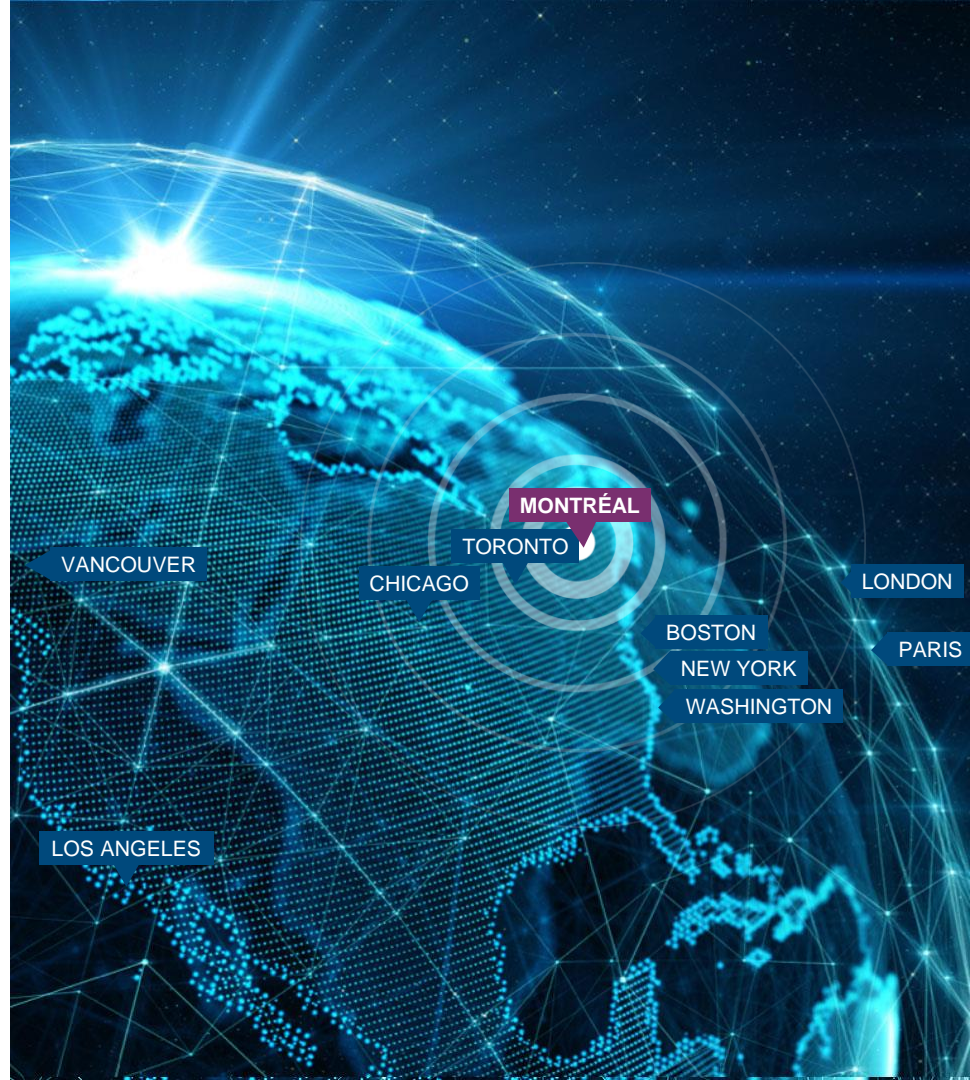
Economy

- Best economic growth in Canada in 2018 and 2019
- Best economic growth forecast for Canada in 2022*
- \$2.233 billion in foreign direct investment in 2020 supported by Montréal International



Location

- 82 municipalities, 1 metropolitan area
- A 90-minute flight to Boston and New York City
- Less than a one-hour drive to the U.S. border



Note: * Between 2019-2022.

Source: Conference Board of Canada, 2021; Statistics Canada, 2020; Montréal International Analysis.



High-quality transport infrastructures



Canada's top airport for the number of international flights: direct flights to more than 150 destinations, including 120 international destinations



Among the top ten best public transit systems in the world: 68 metro stations, 220 bus lines, 6 commuter train lines and a public bike share system



Best cycling city in North America: 846 km of bicycle paths + 65 pedestrian streets



Easy access to taxis and car-sharing vehicles: More than 4,000 taxi vehicles and several easily accessible car-sharing systems (Communauto, Turo, etc.)

Source: Quality of Living Survey (Infrastructure Ranking), Mercer, 2017; Aéroports de Montréal, 2019; Société de Transport de Montréal, 2019; The 10 cities with the best public transportation, USA Today, 2019; Coya, Global Cities Index, 2019.



Canada's most bilingual and trilingual population



2.5 million residents speak English, that's 9% more than in Vancouver



55% of the population is bilingual (French and English), compared to 8% in Toronto and 7% in Vancouver



Almost 20% of the population is fluent in three or more languages, compared to 4% in Toronto and 3% in Vancouver



Montréal's Old Port

A gateway to 60% of the world's GDP

Thanks to **CUSMA, CETA, CPTPP**
and 12 other free trade agreements in force*

Direct access to **1.5 billion consumers**
and a **combined GDP** of **US\$50 trillion**
(60% of the world's output of goods and services)

**Only Canada has free trade agreements
with all other G7 countries**

*Canada-United States-Mexico Agreement (CUSMA), Comprehensive Economic and Trade Agreement (CETA) and Comprehensive and Progressive Agreement for Trans-Pacific Partnership (CPTPP)

Source: World Trade Organization, 2020; World Bank, 2019; Census Bureau, 2020..

02

A Flourishing Economy and a Favourable Labour Market



A booming economy built on a strong foundation



Greater Montréal is a champion of economic growth in Canada in 2018 and 2019



Québec has a well-balanced budgetary policy



A Aa2 credit rating for Québec, with a stable outlook
Moody's, 2019



Access to a clean (99%), renewable, stable and affordable electricity
Lowest rates among the 20 largest metropolitan areas in Canada and the U.S.



Advantageous and stable incentives
Research and development, multimedia production, e-business development, video and film production, and international financial centres, etc.



Home to the *Caisse de dépôt et placement du Québec*, one of the largest institutional fund managers in North America
Among the largest pension fund managers worldwide



A booming startup ecosystem

- Canada is the most attractive country in the world for entrepreneurs according to the OECD
- **More than US\$2.7 B in VC** in Montréal between 2018 and 2020
- **Six of Canada's ten most active VCs** in 2020 are based in Greater Montréal
- **30+ incubators/accelerators** – and counting!
- **45+ coworking spaces**



Source: OECD Indicators of Talent Attractiveness, 2019; "Global Ecosystem Report" 2018; Credo, "Montréal Startup Ecosystem Report", 2016; "Midterm Report" – Smart City, February 2017; Canadian Venture Capital & Private Equity Association, 2018, 2019 and Q3, 2020.

Many resources for creating student startups

An ecosystem conducive to student entrepreneurship, especially considering:

- **Universities offering a number of resources: incubators, entrepreneurship committees, student associations, etc.**, that offer many reliable, useful resources to become an entrepreneur



- **Bonjour Startup Montréal**, a community that fosters the creation, growth and recognition of businesses



- **Technology transfer and marketing institutes**, networks that truly foster collaboration between academia and the business world

- **École des Entrepreneurs du Québec** offers quite a few courses on starting up a business



MITACS, a non-profit organization, offers many research, training and financing programs to create a startup



Fulfilling careers in high-tech sectors



1st

city in Canada and a world leader in digital creativity



2nd

best place to invest in aerospace in North America



3rd

best place to invest in AI in North America



5th

largest video game development hubs in the world



6th

largest life sciences and health technologies hubs in North America

Thriving hub in fast growing sectors: IT, fintech and financial services, electric and smart transportation, cleantech, innovative manufacturing, transportation and logistics, retail and fashion, etc.

Major companies located in Greater Montréal

Google

CGI

aws

BOMBARDIER

CAE

Pratt & Whitney
A United Technologies Company

Rolls-Royce

AIRBUS

technicolor

Morgan Stanley

ERICSSON

SAP

f

WB
GAMES
MONTRÉAL

IBM

UBISOFT

gsk
GlaxoSmithKline

Pfizer

EA

L'ORÉAL
CANADA

Medtronic

RioTinto
Alcan

A world-class hub in artificial intelligence

- **\$3+ billion in AI investments** in Greater Montréal since 2016
- The Canadian government chose Montréal as headquarters for **SCALE AI**, Canada's AI supply chain supercluster
- A community of more than 600 researchers and graduate students at Mila - the world's largest academic research lab in deep learning and reinforcement learning
- Sample of major players located in Greater Montréal:



SAMSUNG



DeepMind



Microsoft

THALES

ELEMENT^{AI}

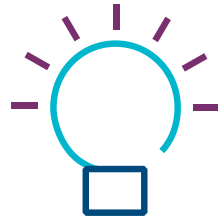


A deep and growing pool of highly qualified talent




**Managerial &
professional talent**
341,100

Including jobs as accountants,
marketing professionals,
lawyers, and executives



Creative talent
136,100

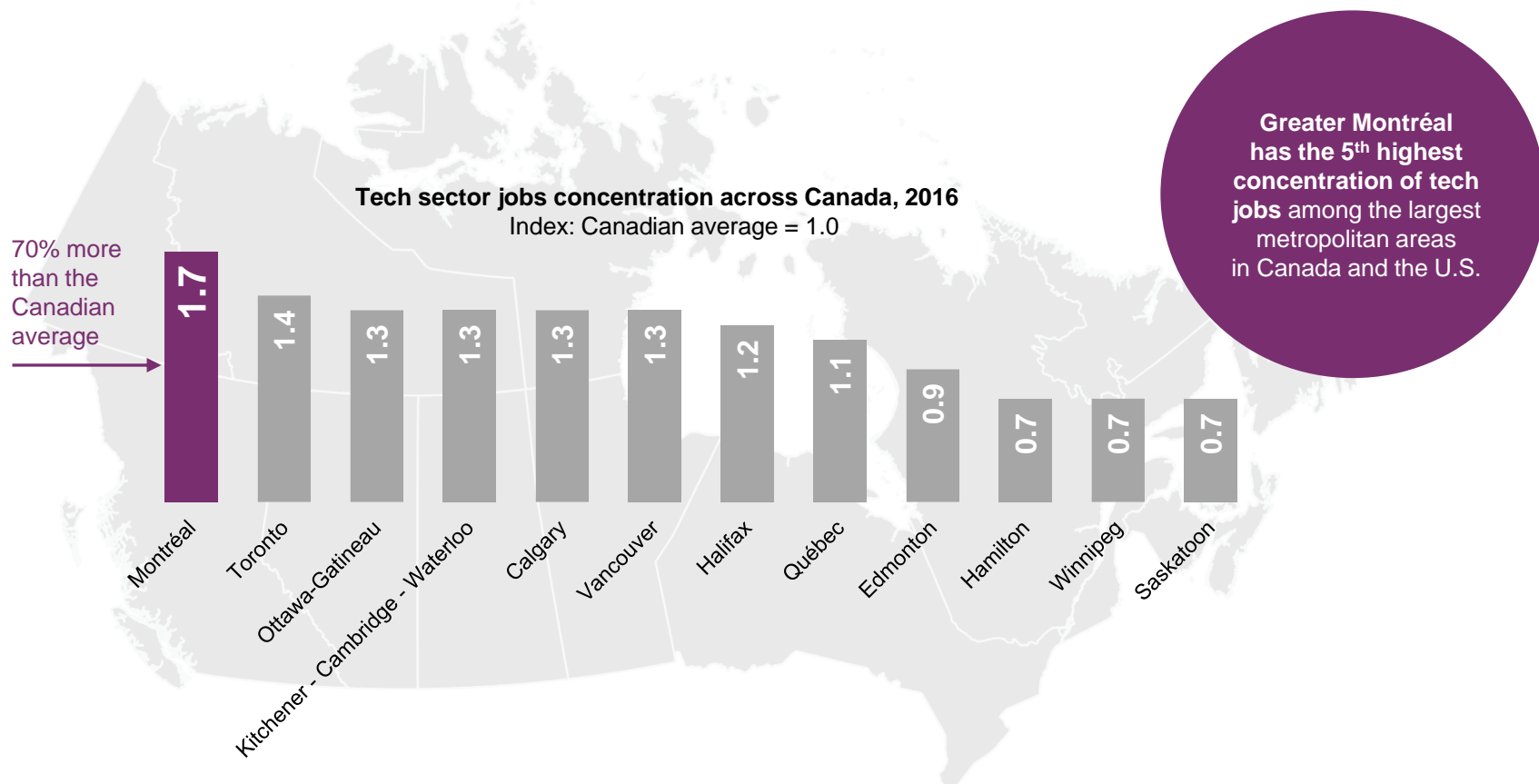
Including jobs as
multimedia designers,
broadcasting and
audiovisual technicians



STEM talent
277,300

Including 137,400 workers
with ICT qualification
Including jobs as software
engineers, data designers,
software developers, and
mathematicians

The highest concentration of tech jobs in Canada




A dynamic labour market

- More than **1.4 million job vacancies in Québec** from 2017 to 2026
- **Canadian city with the strongest economic growth** in 2018 and 2019
- **Best economic growth forecast for Canada in 2022***
- **3.5% increase in the median wage** from 2018 to 2020

Note: * Between 2019-2022.

Source: Ministère du Travail, de l'Emploi et de la Solidarité sociale, 2019; Conference Board of Canada, 2021; Institut de la statistique du Québec, 2021.





Multiple development opportunities

Opportunities for rapid career advancement

- Significant presence of higher education institutions fostering the **development of professional skills at all ages**
- **Low hierarchical distance:** Canadian society has a low hierarchical distance with a coefficient of 39/100 (compared to 40/100 in the United States or 68/100 in France), which promotes exchange and well-being at work

Many of Canada's top-ranking employers are based in Montréal, including:



And many others!

Source: Canada's Best Employers, Forbes Magazine, 2019; Hofstede Power Distance Index, 2019.

Fulfilling working conditions

Favourable working conditions

- **Average work week of 40 hours**
- Minimum 2 weeks' paid vacation, and often more with many employers
- Minimum 8 paid statutory holidays
- Up to **52 weeks of parental leave**, which can be shared between both parents, plus **18 weeks of maternity leave**

Balanced professional and personal life

- Business hours from 9am to 5pm on average
- Flexible working hours; teleworking and part-time are all possibilities offered by employers



Fulfilling working conditions

An inclusive society

- Parity in the labour market with 48% women
- Québec has the highest employment rate for women aged 20 to 44 in the world
- **The best city in the Americas for LGBT+ equality**
- Policies to attract international talent



03

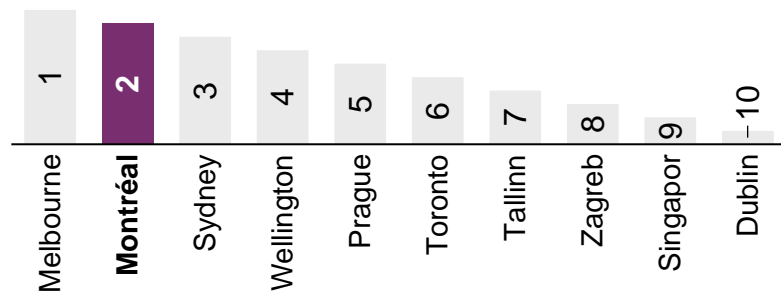
An Exceptional Quality of Life



An exceptional quality of life

- Montréal is the **2nd best city in the world** for remote workers:

World ranking of the best cities for remote work, WorkMotion, 2021



- Lowest homicide rate** among the 20 largest metropolitan areas in Canada and the U.S.
- Universal healthcare**
- Lowest education tuition fees** in North America
- Vibrant cultural metropolis** with 100+ festivals and 70 museums

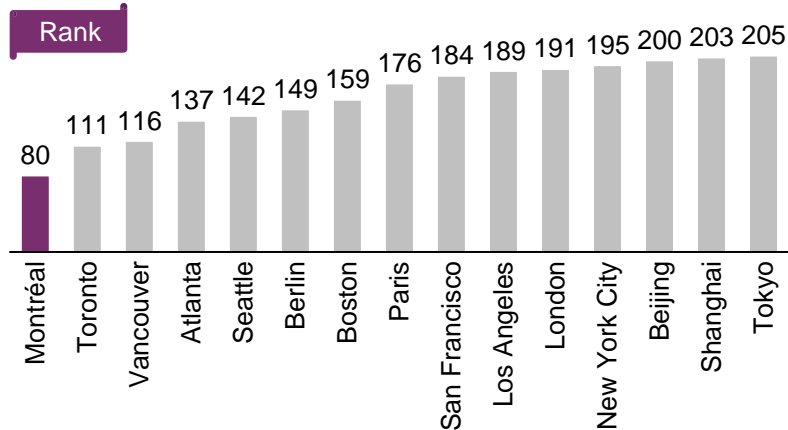




A low cost of living

Greater Montréal is **cheaper than almost all other large cities** in North America, Western Europe, China and Japan:

Mercer Cost of Living Index
World rank from least to most expensive*, 209 cities



Greater Montréal offers a higher purchasing power thanks to:

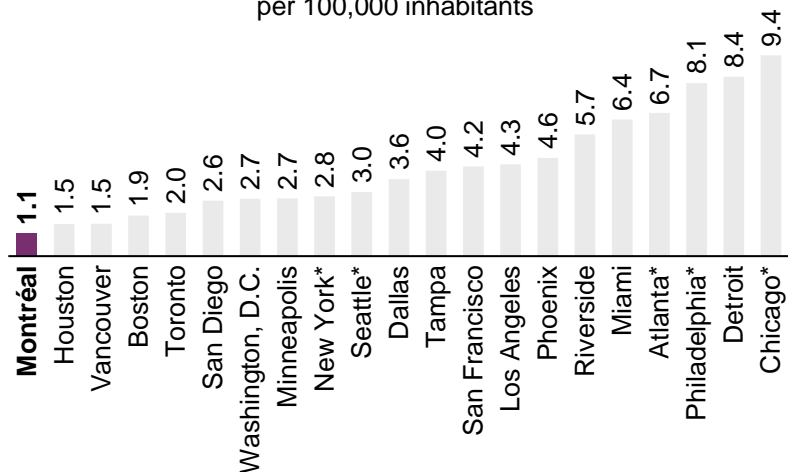
- **Cheap housing**
- **Low medical insurance costs**
- **Generous family allowances**
- **Affordable child care**

* Montréal International's analysis.
Source: Mercer, "Cost of Living Survey," 2021.

The safest city in North America


A region where you can walk about with total peace of mind, with lively public places and a city centre that are well-frequented day and night.

Homicide rates for the 20 largest metropolitan areas in Canada and the U.S. in 2019,
per 100,000 inhabitants



*Data available for 2018.

Source: Federal Bureau of Investigation, 2020; Statistics Canada, 2020.

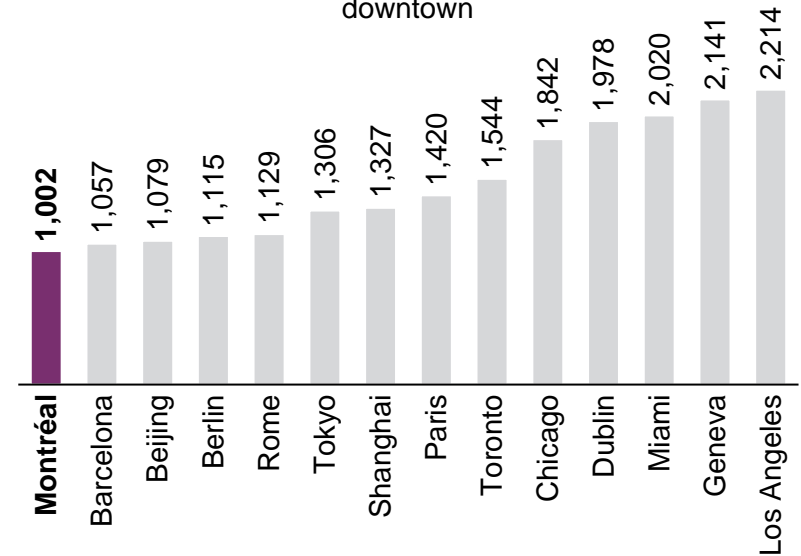




Most affordable rental market

Montréal has the **lowest rental rates** of any other large metropolitan areas in the world

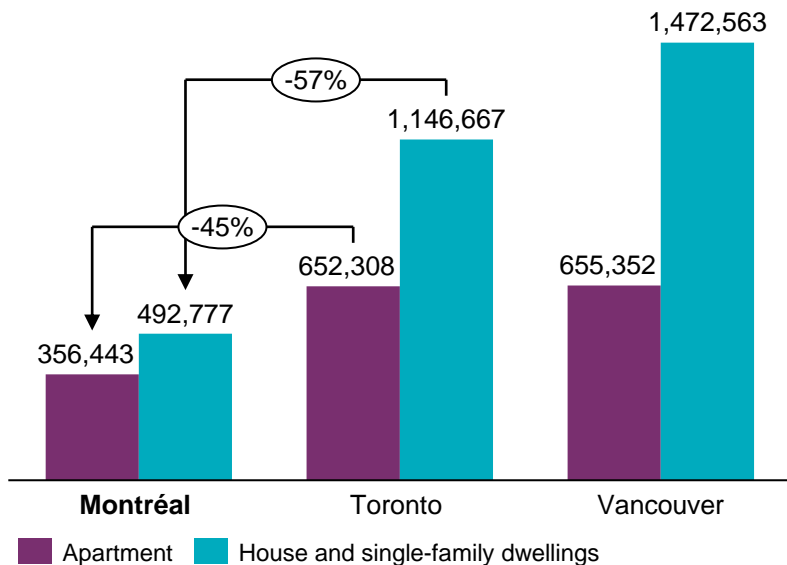
Average rental rates comparison (US\$)
For an unfurnished 1-bedroom apartment
downtown



The most advantageous Canadian metropolis for buying a property

Montréal ranks first among Canada's biggest cities for housing accessibility

Representative purchase price of housing in Canada's major cities (CA\$), 2021



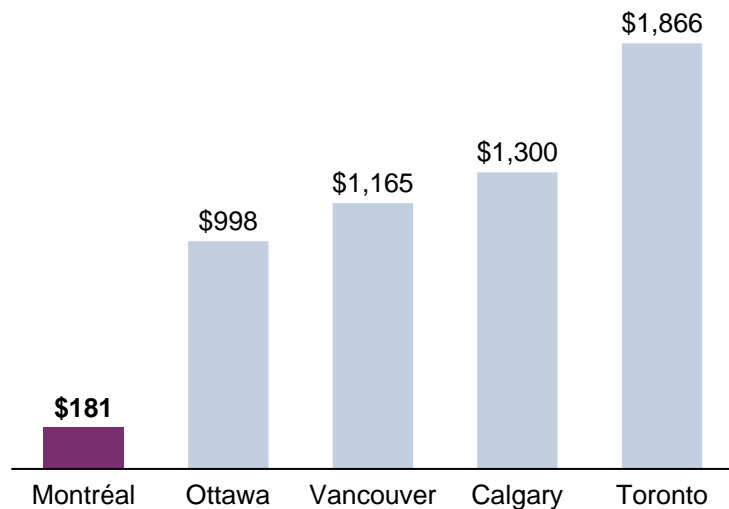
Source: NBF Economy and Strategy (data from Statistics Canada, Teranet-BNC, AIT), 2021.



Most competitive costs for childcare budget

Greater Montréal (and Québec in general) is the metropolitan area that offers **the lowest monthly childcare costs in Canada***

Median monthly childcare costs for infants**
in CA\$, selected Canadian cities, 2020



Note:

* Comparison of 37 Canadian cities.

** Infants aged 18 months or less.

Source: Centre Canadien de politiques alternatives, 2021.





Montréal's Olympic Stadium © Parc olympique

Globally recognized

Most reputable city in the Americas

Reputation Institute, 2018

Best city in Canada and 6th in the world

Time Out, 2019

Best student city in the Americas tied with Boston

QS Best Student Cities Rankings, 2022

Best city in the Americas for its quality of life

Knight Frank, City Wellbeing Index, 2020

Most affordable major city in Canada and the U.S.

UBS Prices and Earnings, 2018

Best Cycling City in North America

Coya, Global Bicycle Cities Index, 2019

Second most walkable city in Canada

Walk Score, 2020

UNESCO City of Design since 2006

Top host city in North America for international association events

Union of International Associations (UIA), 2019

04

Post-Graduation Work Permit and Permanent Immigration



What about after I graduate? Post-graduation work permit and permanent immigration



GRADUATION

Obtain a post-graduation work permit within 180 days after your institution has established your final grades, with a valid study permit at that time

**POST-GRADUATION
WORK PERMIT**
(from 8 to 36 months,
depending on the length
of the study program)



Step 1

Obtain a **Québec Selection Certificate (CSQ)** through the **Quebec Experience Program (QEP)** or the **Regular Skilled Worker Program (RSWP)**



Step 2

Obtain your permanent residence

PERMANENT IMMIGRATION PROCESS
(approximately 24 to 36 months, depending on the case)

05

Montréal International – I choose Montréal: a Single Point of Access for International Student



A single point of access for international student and employers



**Promotion of Greater
Montréal's assets**



**Valorization of the
educational offer**



**Discovery of Montréal
and French practice**



**Connection with
employers and promotion
of job vacancies**



**Organization of information
sessions on immigration
with the MIFI**



**Organization of activities
in Greater Montréal and
abroad**

With the participation of



Contact us



Montréal
International

Montréal International
380 Saint-Antoine Street West
Suite 8000
Montréal, Québec H2Y 3X7

t +1 514-987-8191
www.montrealinternational.com

This document is the property of Montréal International. You are authorized to reproduce this document, in whole or in part, provided that its content is not modified and that Montréal International is clearly identified as the originator of this material. You shall not, in any circumstances, use the material in a manner that could create a false or misleading impression with respect to the source of the material, including but without limitation, by means of a mark or mention that does not refer to Montréal International.

