



I choose  
Montréal

An initiative of



Montréal  
International

**Greater Montréal,  
the metropolis  
of choice for living  
and working  
after your studies**



# The world's best economic promotion agency at your service





# Content



01

Montréal, a Dynamic  
Metropolis Open to  
the World

02

A Flourishing Economy  
and a Favourable Labour  
Market

03

An Exceptional  
Quality of Life

04

Post-Graduation Work  
Permit and Permanent  
Immigration

05

Montréal International – I  
choose Montréal: a Single  
Point of Access for  
International Student



# 01

## Montréal, a Dynamic Metropolis Open to the World



# What Canada has to offer

**Canada is the best country in the G20 for doing business over 2020-2024**

*Economist Intelligence Unit (EIU), 2019*

**Canada is the easiest place to start a business in the G20**

*World Bank, Doing Business, 2020*

**Canada has the soundest banking system among G7 countries and ranks 2<sup>nd</sup> in the world**

*World Economic Forum, 2019*

**Most educated workforce in the OECD, with more than half of its population aged 25 to 64 having a tertiary level education**

*OECD, Education at a Glance, 2019*

**1<sup>st</sup> in the Americas to attract and retain highly educated workers**

*OECD, Indicators of Talent Attractiveness 2019*

**No.1 country in the world and No.1 in quality of life and social purpose**

*US News & World Report, Best Countries Rankings 2021*

# A strong and growing metropolis, strategically located in North America



## Population

- 4.3 million residents
- 23% of population are foreign-born (34% for the city of Montréal)



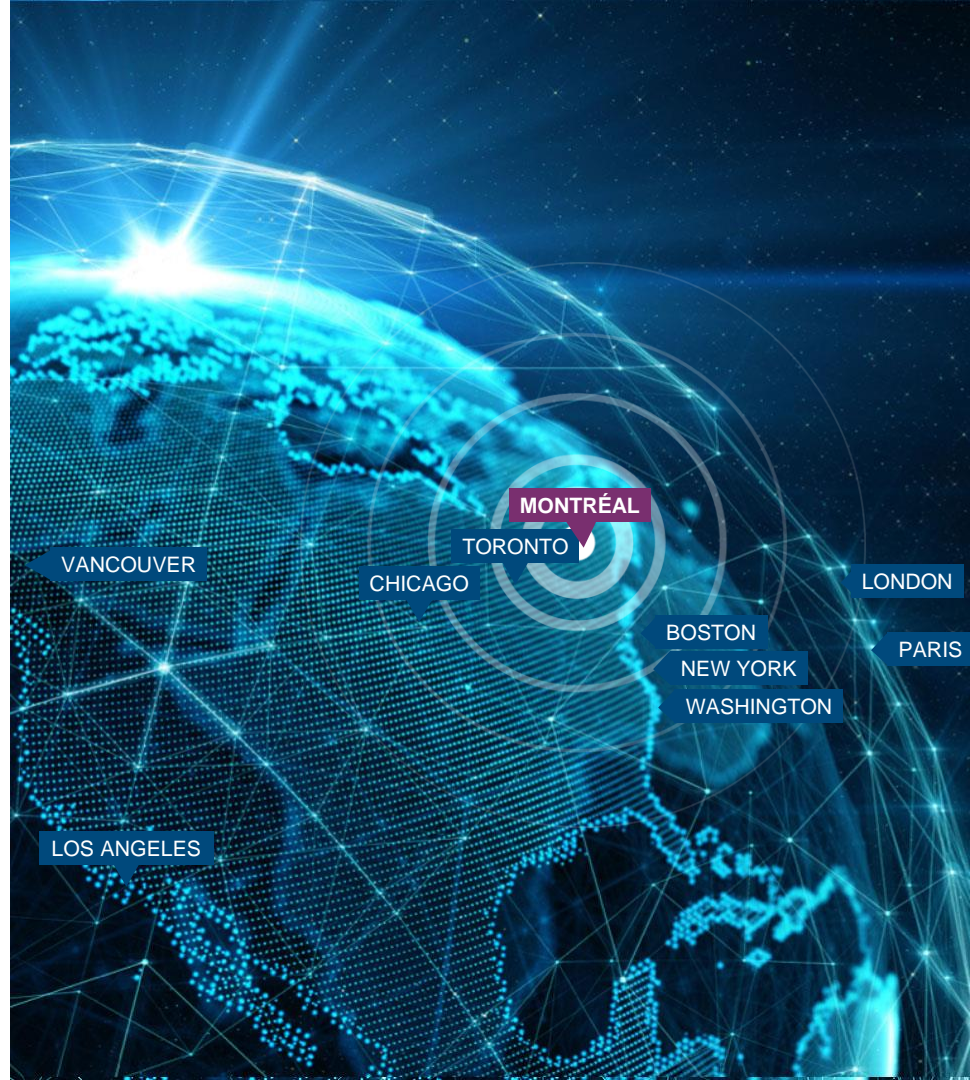
## Economy

- Best economic growth in Canada in 2018 and 2019
- Best economic growth forecast for Canada in 2022\*
- \$2.233 billion in foreign direct investment in 2020 supported by Montréal International



## Location

- 82 municipalities, 1 metropolitan area
- A 90-minute flight to Boston and New York City
- Less than a one-hour drive to the U.S. border



Note: \* Between 2019-2022.

Source: Conference Board of Canada, 2021; Statistics Canada, 2020; Montréal International Analysis.





## High-quality transport infrastructures



**Canada's top airport for the number of international flights:** direct flights to more than 150 destinations, including 120 international destinations



**Among the top ten best public transit systems in the world:** 68 metro stations, 220 bus lines, 6 commuter train lines and a public bike share system



**Best cycling city in North America:** 846 km of bicycle paths + 65 pedestrian streets



**Easy access to taxis and car-sharing vehicles:** More than 4,000 taxi vehicles and several easily accessible car-sharing systems (Communauto, Turo, etc.)

Source: Quality of Living Survey (Infrastructure Ranking), Mercer, 2017; Aéroports de Montréal, 2019; Société de Transport de Montréal, 2019; The 10 cities with the best public transportation, USA Today, 2019; Coya, Global Cities Index, 2019.



## Canada's most bilingual and trilingual population



**2.5 million residents speak English,** that's 9% more than in Vancouver



**55% of the population is bilingual** (French and English), compared to 8% in Toronto and 7% in Vancouver



**Almost 20% of the population is fluent in three or more languages,** compared to 4% in Toronto and 3% in Vancouver





Montréal's Old Port

# A gateway to 60% of the world's GDP

Thanks to **CUSMA, CETA, CPTPP**  
and 12 other free trade agreements in force\*

Direct access to **1.5 billion consumers**  
and a **combined GDP** of **US\$50 trillion**  
(60% of the world's output of goods and services)

**Only Canada has free trade agreements  
with all other G7 countries**

\*Canada-United States-Mexico Agreement (CUSMA), Comprehensive Economic and Trade Agreement (CETA) and Comprehensive and Progressive Agreement for Trans-Pacific Partnership (CPTPP)

Source: World Trade Organization, 2020; World Bank, 2019; Census Bureau, 2020..

# 02

## A Flourishing Economy and a Favourable Labour Market



# A booming economy built on a strong foundation



**Greater Montréal is a champion of economic growth in Canada in 2018 and 2019**



**Québec has a well-balanced budgetary policy**



**A Aa2 credit rating for Québec, with a stable outlook**  
Moody's, 2019



**Access to a clean (99%), renewable, stable and affordable electricity**  
Lowest rates among the 20 largest metropolitan areas in Canada and the U.S.



**Advantageous and stable incentives**  
Research and development, multimedia production, e-business development, video and film production, and international financial centres, etc.



**Home to the *Caisse de dépôt et placement du Québec*, one of the largest institutional fund managers in North America**  
Among the largest pension fund managers worldwide





# A booming startup ecosystem

- Canada is the most attractive country in the world for entrepreneurs according to the OECD
- **More than US\$2.7 B in VC** in Montréal between 2018 and 2020
- **Six of Canada's ten most active VCs** in 2020 are based in Greater Montréal
- **30+ incubators/accelerators**  
– and counting!
- **45+ coworking spaces**



Source: OECD Indicators of Talent Attractiveness, 2019; "Global Ecosystem Report" 2018; Credo, "Montréal Startup Ecosystem Report", 2016; "Midterm Report" – Smart City, February 2017; Canadian Venture Capital & Private Equity Association, 2018, 2019 and Q3, 2020.

# Many resources for creating student startups

An ecosystem conducive to student entrepreneurship, especially considering:

- **Universities offering a number of resources: incubators, entrepreneurship committees, student associations, etc.**, that offer many reliable, useful resources to become an entrepreneur



- **Bonjour Startup Montréal**, a community that fosters the creation, growth and recognition of businesses



- **Technology transfer and marketing institutes**, networks that truly foster collaboration between academia and the business world

- **École des Entrepreneurs du Québec** offers quite a few courses on starting up a business



**MITACS**, a non-profit organization, offers many research, training and financing programs to create a startup



# Fulfilling careers in high-tech sectors



1<sup>st</sup>

city in Canada and a world leader in digital creativity



2<sup>nd</sup>

best place to invest in aerospace in North America



3<sup>rd</sup>

best place to invest in AI in North America



5<sup>th</sup>

largest video game development hubs in the world



6<sup>th</sup>

largest life sciences and health technologies hubs in North America

**Thriving hub in fast growing sectors:** IT, fintech and financial services, electric and smart transportation, cleantech, innovative manufacturing, transportation and logistics, retail and fashion, etc.

## Major companies located in Greater Montréal

Google

CGI

aws

BOMBARDIER

CAE

Pratt & Whitney  
A United Technologies Company

Rolls-Royce

AIRBUS

technicolor

Morgan Stanley

ERICSSON

SAP

f

WB  
GAMES  
MONTRÉAL

IBM

UBISOFT

gsk  
GlaxoSmithKline

Pfizer

EA

L'ORÉAL  
CANADA

Medtronic

RioTinto  
Alcan



# A world-class hub in artificial intelligence

- **\$3+ billion in AI investments** in Greater Montréal since 2016
- The Canadian government chose Montréal as headquarters for **SCALE AI**, Canada's AI supply chain supercluster
- A community of more than 600 researchers and graduate students at Mila - the world's largest academic research lab in deep learning and reinforcement learning
- Sample of major players located in Greater Montréal:



SAMSUNG



DeepMind



Microsoft

THALES

ELEMENT<sup>AI</sup>

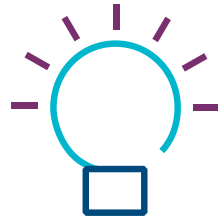


# A deep and growing pool of highly qualified talent



**Managerial &  
professional talent**  
**341,100**

Including jobs as accountants,  
marketing professionals,  
lawyers, and executives



**Creative talent**  
**136,100**

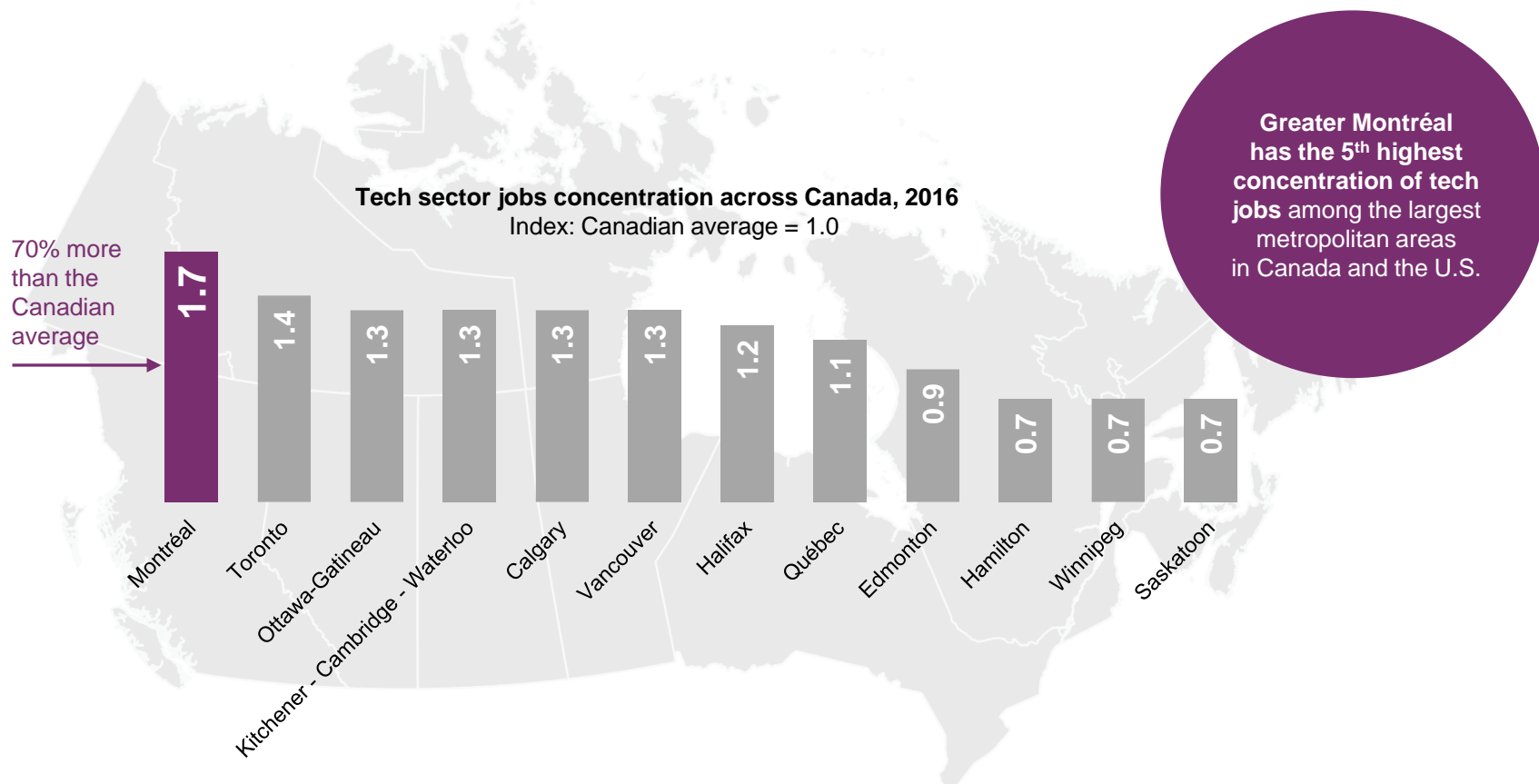
Including jobs as  
multimedia designers,  
broadcasting and  
audiovisual technicians



**STEM talent**  
**277,300**

Including 137,400 workers  
with ICT qualification  
Including jobs as software  
engineers, data designers,  
software developers, and  
mathematicians

# The highest concentration of tech jobs in Canada






# A dynamic labour market

- Nearly **1.4 million job vacancies in Québec by 2026**
- **Canadian city with the strongest economic growth** in 2018 and 2019
- High **job growth rate**
- A **5.8% increase in average weekly earnings** between 2018 and 2019

Source: Emploi Québec, 2019; Conference Board of Canada, 2019; Éducaloi Québec, 2019; Commission des normes du travail du Québec; Canada's Best Employers, Forbes Magazine, 2019; Analyse Montréal International; Coefficient de distance hiérarchique Hofstede, 2019.





# Multiple development opportunities

## Opportunities for rapid career advancement

- Significant presence of higher education institutions fostering the **development of professional skills at all ages**
- **Low hierarchical distance:** Canadian society has a low hierarchical distance with a coefficient of 39/100 (compared to 40/100 in the United States or 68/100 in France), which promotes exchange and well-being at work

**Many of Canada's top-ranking employers are based in Montréal, including:**



*And many others!*

Source: Emploi Québec, 2019; Conference Board of Canada, 2019; Éducaloi Québec, 2019; Commission des normes du travail du Québec; Canada's Best Employers, Forbes Magazine, 2019; Montréal International analysis; Hofstede Power Distance Index, 2019.



# Fulfilling working conditions

## Favourable working conditions

- **Average work week of 40 hours**
- Minimum 2 weeks' paid vacation, and often more with many employers
- Minimum 8 paid statutory holidays
- Up to **52 weeks of parental leave**, which can be shared between both parents, plus **18 weeks of maternity leave**

## Balanced professional and personal life

- Business hours from 9am to 5pm on average
- Flexible working hours; teleworking and part-time are all possibilities offered by employers

Source: Commission des normes, de l'équité, de la santé et de la sécurité du travail, 2019; Statistics Canada, 2019; Éducaloi Québec, 2019; Ministère de la famille, 2019; Institut de la statistique du Québec, 2019; Ville de Montréal, 2019; Bank of Canada, 2018; Best LGBT Cities 2018, Nestpick.





# Fulfilling working conditions

## An inclusive society

- Parity in the labour market with 48% women
- Québec has the highest employment rate for women aged 20 to 44 in the world
- **Among the best LGBT cities** in North America
- Policies to attract international talent

Source: Commission des normes, de l'équité, de la santé et de la sécurité du travail, 2019; Statistics Canada, 2019; Éducaloi Québec, 2019; Ministère de la famille, 2019; Institut de la statistique du Québec, 2019; Ville de Montréal, 2019; Bank of Canada, 2018; Best LGBT Cities 2018, Nestpick.



# 03

## An Exceptional Quality of Life

**MTL**  
**INTL**

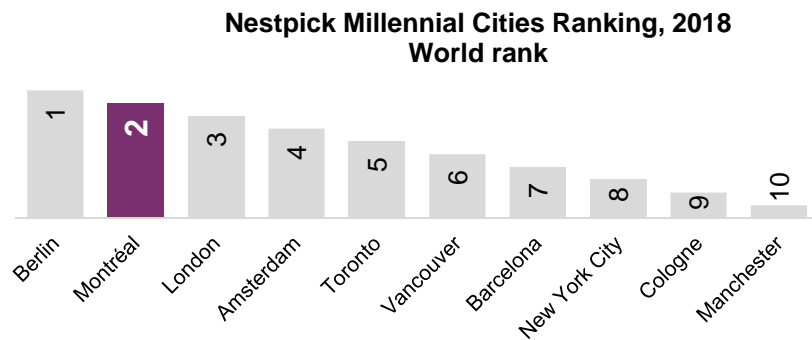
Montréal  
International



Mary Queen of the World Cathedral / Skyline of downtown © Tourisme Montréal

# An exceptional quality of life

- Montréal is the **2<sup>nd</sup> best city in the world** for millennials:



- Lowest homicide rate** among the 20 largest metropolitan areas in Canada and the U.S.
- Universal health care**
- Lowest education tuition fees** in North America
- Vibrant cultural metropolis** with 100+ festivals and 70 museums



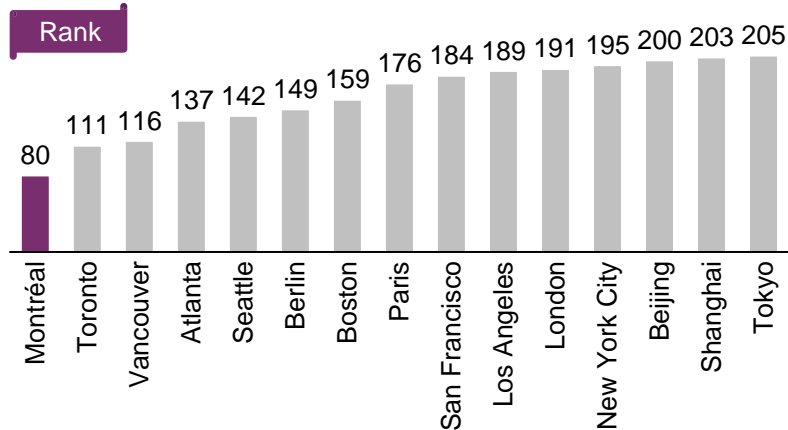




# A low cost of living

Greater Montréal is **cheaper than almost all other large cities** in North America, Western Europe, China and Japan:

**Mercer Cost of Living Index**  
World rank from least to most expensive\*, 209 cities



Greater Montréal offers a higher purchasing power thanks to:


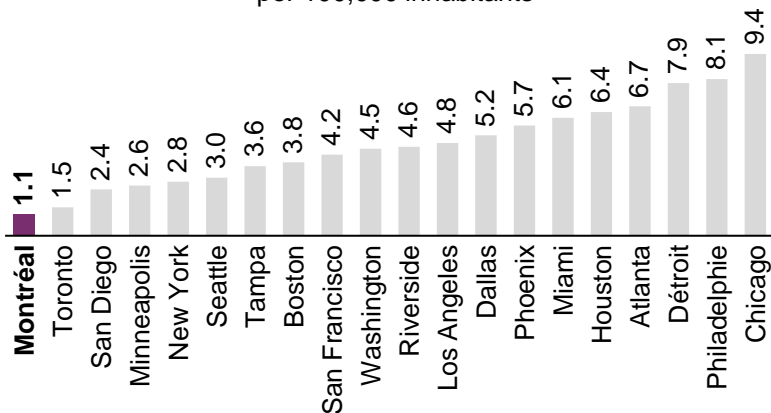
- **Cheap housing**
- **Low medical insurance costs**
- **Generous family allowances**
- **Affordable child care**

\* Montréal International's analysis.  
Source: Mercer, "Cost of Living Survey," 2021.

# The safest city in North America

A region where you can walk about with total peace of mind, with lively public places and a city centre that are well frequented day and night.

**Homicide rates for the 20 largest metropolitan areas in Canada and the U.S. in 2018,**  
per 100,000 inhabitants

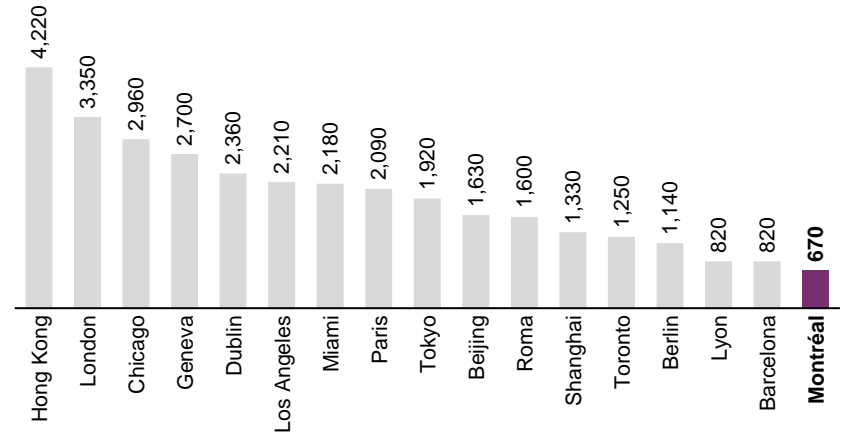




## Most affordable rental market

Greater Montréal offers the **lowest rental rates** compared to the other large metropolitan areas in Canada, the U.S., Western Europe and Asia.

**Average rental rates comparison (US\$)**  
for an unfurnished 3-room apartment  
around the world 2018

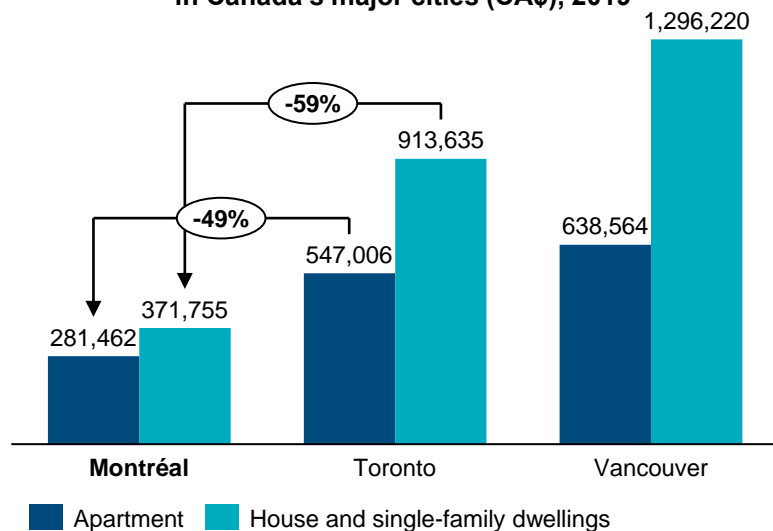




# The most advantageous Canadian metropolis for buying a property

Montréal ranks first among Canada's biggest cities for housing accessibility.

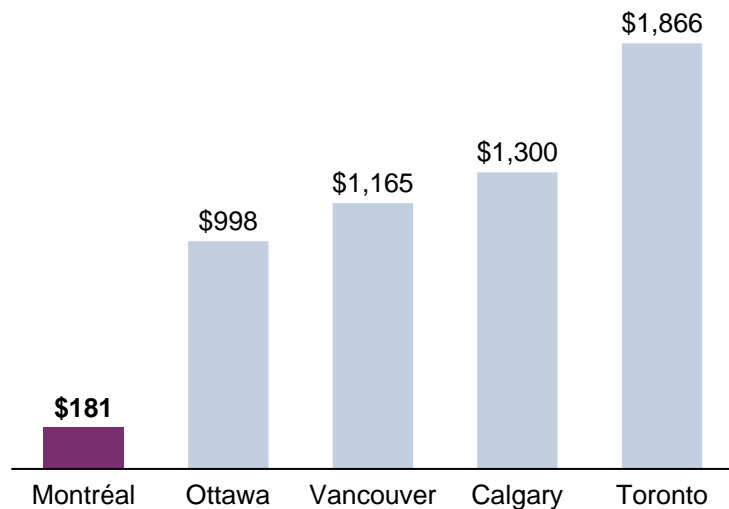
Representative purchase price of housing in Canada's major cities (CA\$), 2019



# Most competitive costs for childcare budget

Greater Montréal (and Québec in general) is the metropolitan area that offers **the lowest monthly childcare costs in Canada\***

Median monthly childcare costs for infants\*\*  
in CA\$, selected Canadian cities, 2020



Note:

\* Comparison of 37 Canadian cities.

\*\* Infants aged 18 months or less.

Source: Centre Canadien de politiques alternatives, 2021.







Montréal's Olympic Stadium © Parc olympique

# Globally recognized

## **Most reputable city in the Americas**

Reputation Institute, 2018

## **Best city in Canada and 6<sup>th</sup> in the world**

Time Out, 2019

## **Best student city in the Americas** tied with Boston

QS Best Student Cities Rankings, 2022

## **Best city in the Americas for its quality of life**

Knight Frank, City Wellbeing Index, 2020

## **Most affordable major city in Canada and the U.S.**

UBS Prices and Earnings, 2018

## **Best Cycling City in North America**

Coya, Global Bicycle Cities Index, 2019

## **Second most walkable city in Canada**

Walk Score, 2020

## **UNESCO City of Design since 2006**

## **Top host city in North America for international association events**

Union of International Associations (UIA), 2019



# 04

## Post-Graduation Work Permit and Permanent Immigration



# What about after I graduate? Post-graduation work permit and permanent immigration



GRADUATION

Obtain a post-graduation work permit within 180 days after your institution has established your final grades, with a valid study permit at that time

**POST-GRADUATION  
WORK PERMIT**  
(from 8 to 36 months,  
depending on the length  
of the study program)



## Step 1

Obtain a **Québec Selection Certificate (CSQ)** through the **Quebec Experience Program (QEP)** or the **Regular Skilled Worker Program (RSWP)**



## Step 2

Obtain your permanent residence

**PERMANENT IMMIGRATION PROCESS**  
(approximately 24 to 36 months, depending on the case)

# 05

## Montréal International – I choose Montréal: a Single Point of Access for International Student





# A single point of access for international student and employers



**Promotion of Greater  
Montréal's assets**



**Valorization of the  
educational offer**



**Discovery of Montréal  
and French practice**



**Connection with  
employers and promotion  
of job vacancies**



**Organization of information  
sessions on immigration  
with the MIFI**



**Organization of activities  
in Greater Montréal and  
abroad**

With the participation of



## Contact us



Montréal  
International

**Montréal International**  
380 Saint-Antoine Street West  
Suite 8000  
Montréal, Québec H2Y 3X7

**t** +1 514-987-8191  
[www.montrealinternational.com](http://www.montrealinternational.com)

This document is the property of Montréal International. You are authorized to reproduce this document, in whole or in part, provided that its content is not modified and that Montréal International is clearly identified as the originator of this material. You shall not, in any circumstances, use the material in a manner that could create a false or misleading impression with respect to the source of the material, including but without limitation, by means of a mark or mention that does not refer to Montréal International.

